

Title:	How to Record in TF Card with HIKVISION IPC	Version:	v1.0	Date:	11/29/2018
Product:	Cameras			Page:	1 of 3

Preparation

TF Card

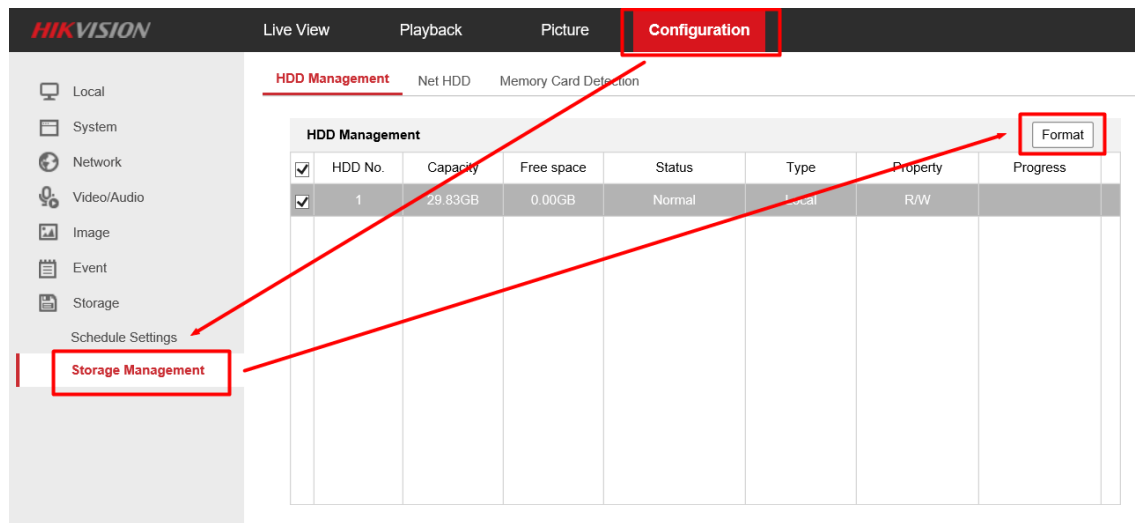
How to Record in TF Card with HIKVISION IPC

1. Install TF card

- 1) Before you install the TF card, please power off

2. Format TF card

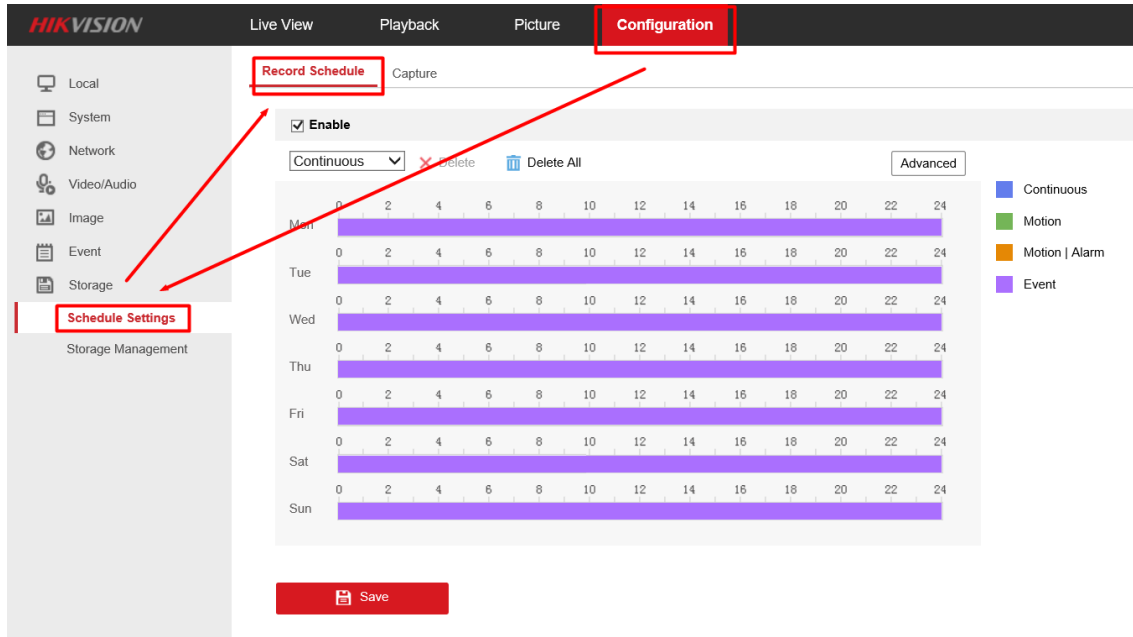
- 1) After you install the TF card and power on, please go to Configuration-Storage-Storage Management and format the TF card first.




3. Set up the schedule

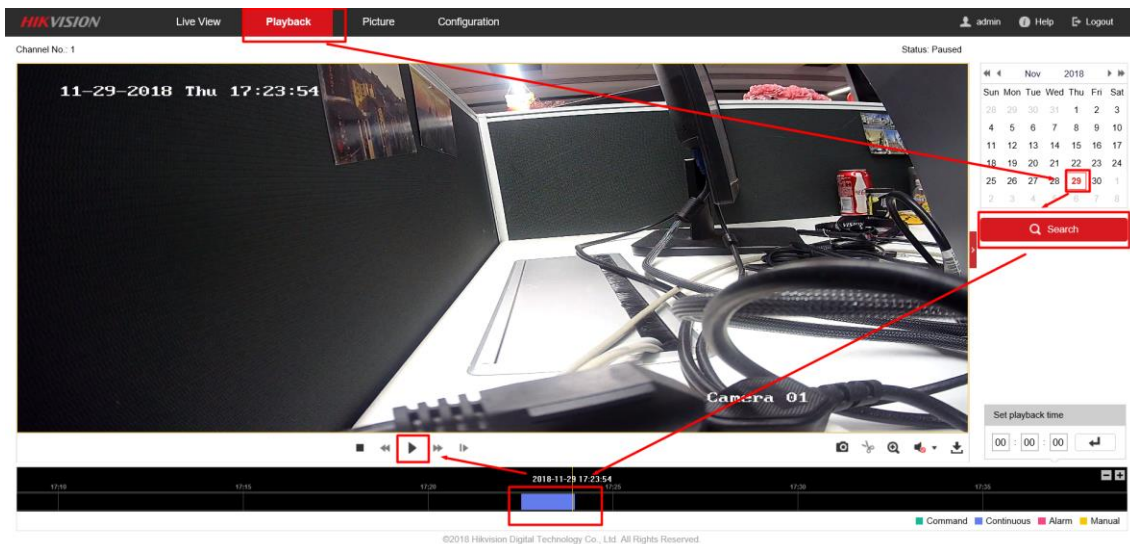
- 1) After formatting, you can see the status of the TF card is normal R/W, you can go to Record Schedule to set up the schedule.

Title:	How to Record in TF Card with HIKVISION IPC	Version:	v1.0	Date:	11/29/2018
Product:	Cameras			Page:	2 of 3



4. View Videos

- 1) Then you can go to Playback interface of the IPC, select the date and click Search. There will be a recording file in the time bar, click , then you can view videos.





Title:	How to Record in TF Card with HIKVISION IPC	Version:	v1.0	Date:	11/29/2018
Product:	Cameras			Page:	3 of 3

First Choice for Security Professionals
***HIKVISION* Technical Support**